



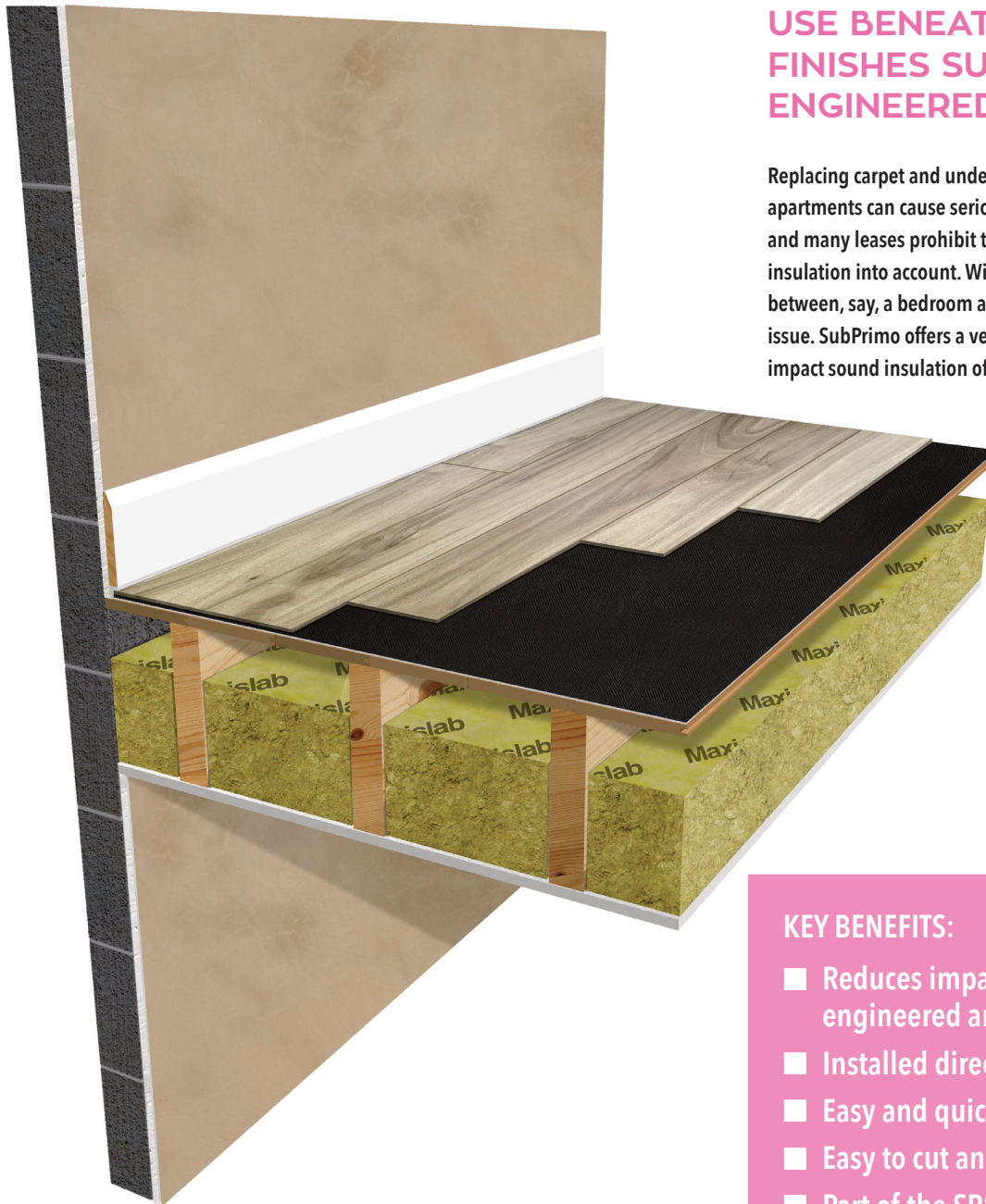
High performance
acoustic flooring
solution

Uniclass L586+L542:N372	EPIC E42+E512:Y45
CI/SfB (43)+(45)	R+T (P2)

A SOUND REDUCTION SYSTEMS PRODUCT

SUBPRIMO: AN ACOUSTIC UNDERLAY PRODUCT, SPECIFICALLY DESIGNED FOR USE BENEATH TIMBER FLOOR FINISHES SUCH AS LAMINATE, ENGINEERED AND SOLID WOOD.

Replacing carpet and underlay with timber flooring in flats and apartments can cause serious problems for downstairs neighbours, and many leases prohibit their installation without taking acoustic insulation into account. Within a single dwelling, sound insulation between, say, a bedroom and a sitting room can also be a serious issue. SubPrimo offers a very effective method of improving the impact sound insulation of a timber floor



KEY BENEFITS:

- Reduces impact noise of laminate, engineered and solid wood floor finishes.
- Installed directly beneath floor finish.
- Easy and quick to install
- Easy to cut and shape
- Part of the SRS Total Party Floor Solution to meet Building Regulations Part E
- Perfect for new build and conversions



HIGH PERFORMANCE ACOUSTIC
FLOORING SOLUTION

T: +44 (0)1204 380074
E: info@soundreduction.co.uk
F: +44 (0)1204 380957
www.soundreduction.co.uk

INSTALLATION GUIDANCE

SubPrimo is supplied in 1200 x 1200 x 6mm sheets, and is simply loose laid onto the existing floor in a brick pattern. SubPrimo can easily be cut and shaped using a standard trimming knife. It is important to ensure that the SubPrimo is installed tight up to or, if possible, under the skirting and that no gaps occur between the sheets as they are installed.

The timber floor finish is then installed directly onto the SubPrimo, as with conventional underlays. It is important to leave an expansion gap between any timber floor finish and the perimeter. Direct contact between the floor finish and the beading or skirting should be avoided. The skirting board should sit on a length of SRS Soundseal acoustic sealing gasket. The Soundseal will help isolate the floor from the wall construction.

As with all floating floor installations, no fixings should be allowed to penetrate SubPrimo and into the subfloor.



SubPrimo installed beneath laminate flooring.

TOTAL PARTY FLOOR SOLUTION

Due to the popularity of timber floor finishes in flats and apartments, and the need to meet the acoustic standards of Approved Document E, SRS have designed a 'Total Party Floor Solution' that will enable clients to install any floating timber floor finish whilst maintaining a high level of acoustic insulation. The SRS 'Total Party Floor Solution' requires SubPrimo to be installed onto the floors and Maxiboard to be used in the ceiling construction.

The system exceeds the requirements of Building Regulations Approved Document E, and also achieves a 1hr fire rating. By installing SubPrimo onto the floor above, the Total Party Floor Solution is ready to accept any timber floor finish and still give good performance on impact noise.

Maxi 60 Ceiling Installation

To install the Maxi 60 ceiling, 100mm thick 45kg/m³ Maxislabs are first friction fitted between the joists. SRS Maxi Resilient Bars are then fixed to span the timber joists across the full width of ceiling, using 70mm x 5mm wood screws. They are fitted at the edges of the ceiling and at a maximum of 300mm centres in between. The Maxiboard panels are fixed into the Maxi Resilient Bars using 30mm x 3.9mm Maxi Screws.

Maxi 60 Ceiling Installation (continued)


The Maxiboard panels are secured in a staggered half panel overlap. The screw fixings are at a maximum of 300mm centres, positioned 20mm from the edges of each board and at the midpoint, ensuring the screws are fixed into the Maxi Resilient Bars above, and do not touch the timber joists.

A bead of SRS Gripfix is applied to each Maxiboard panel's shiplap edges prior to installation. The shiplap edge adjacent to any perimeter should be removed, and a bead of SRS acoustic sealant applied to the edge.

It is essential that no gaps occur between the Maxiboard panels. 15mm fire rated plasterboards are then fixed through the Maxiboard and into the Maxi Resilient Bars using 50mm drywall screws, again ensuring the fixing does not touch the joist.

The 15mm fire rated plasterboard should be finished in the conventional manner. The SubPrimo is installed onto the floor above as per previous instructions.

Please see Maxi 60 datasheet for full details.



Maxi 60 Ceiling

ACOUSTIC DATA

Building Regulations Part E - Resistance to the Passage of Sound

Dwelling-houses and flats - performance standards for separating floors and stairs that have a separating function.

	Airborne Sound Insulation $D_{nT,w} + C_{tr}$ dB (minimum values)	Impact Sound Insulation $L'_{nT,w}$ dB (maximum values)
Purpose built dwelling-houses or flats Floors + Stairs	45	62
Dwelling-houses or flats formed by material change of use Floors + Stairs	43	64

ACOUSTIC PERFORMANCE

Total Party Floor Solution				
	$D_{nT,w}$	Airborne $D_{nT,w} + C_{tr}$ (dB)	Impact $L'_{nT,w}$ (dB)	
Maxi 60 & SubPrimo	60	54	49	
Maxi 60 only	53	48	57	
Subprimo				
	$D_{nT,w}$	Airborne R'_w (dB) $D_{nT,w} + C_{tr}$ (dB)	Impact $L'_{nT,w}$ (dB)	
Bare floor	38	39	31	78
With laminate and Subprimo	43	44	36	68

Acoustic tests on SubPrimo carried out independently by Noise Control Services, 12/04/06, in accordance with ISO 140 parts 4 and 7. Rated to ISO 717 parts 1 and 2. Test reference numbers: NCS 40603/1-4.



HIGH PERFORMANCE ACOUSTIC
FLOORING SOLUTION

T: +44 (0)1204 380074
E: info@soundreduction.co.uk
F: +44 (0)1204 380957
www.soundreduction.co.uk

PHYSICAL PROPERTIES AND ACCESSORIES

SUBPRIMO	LENGTH/WIDTH	THICKNESS	WEIGHT
	1200 x 1200mm (nominal)	6mm	5Kg/m ²

MAXIBOARD	LENGTH/WIDTH	THICKNESS	WEIGHT
	1200 x 600mm (nominal)	17mm	24Kg/m ²

FIRE PROPERTIES

The surface barrier layer of SubPrimo is self extinguishing to FMVS S302.

CUTTING

Best cut using a sharp trimming knife. Score the surface, then run through with the knife several times to avoid tearing. When shaping, use large scissors or tin snips.

STORAGE

Must be laid flat and kept dry.

FINISHING & PLASTERING MAXIBOARD

Maxi 60 ceiling: 15mm fire rated plasterboard must be fitted over the Maxiboard and finished according to manufacturer's instructions.

RECESSED LIGHTING

SRS Total Party Floor Solution has also been tested with recessed lights fitted to the ceiling, with a loss of performance of only 1-2dB. Full details are contained in the test report NCS20610. Please ask for a copy if required.

ACOUSTIC WALLS

Maxiboard can also be used on walls to improve sound insulation between rooms. Maxiboard can be used to meet the Building Regulations Approved Document E for separating wall constructions as well as in domestic applications for people disturbed by noise.

Please contact SRS Ltd by tel: 01204 380074, email info@soundreduction.co.uk or visit www.soundreduction.co.uk for further details on Maxiboard applied to walls.

OTHER PRODUCTS IN THE SRS ACOUSTIC FLOORING RANGE:



ACOUSTILAY: The perfect product for sound insulating floors in domestic and commercial environments



ACOUSTILAY TILEMAT: the latest member of the Acoustilay family – specifically designed for installation under ceramic and stone floor tiles.



ISOLAYTE OS: A versatile resilient layer designed to be used beneath most decorative floor finishes to reduce the transmission of impact sound through the floor.



ISOLAYTE US: A resilient layer design to be used between the concrete floor and the screed to reduce the transmission of impact sound through the floor.



IMPACTAFOAM: Designed to form a resilient layer reducing impact noise transmission in concrete and timber floors.



MAXIDECK: Extremely high performance acoustic flooring system designed to significantly reduce airborne noise transmission, such as speech, TV and music, through timber joisted floor / ceiling constructions.

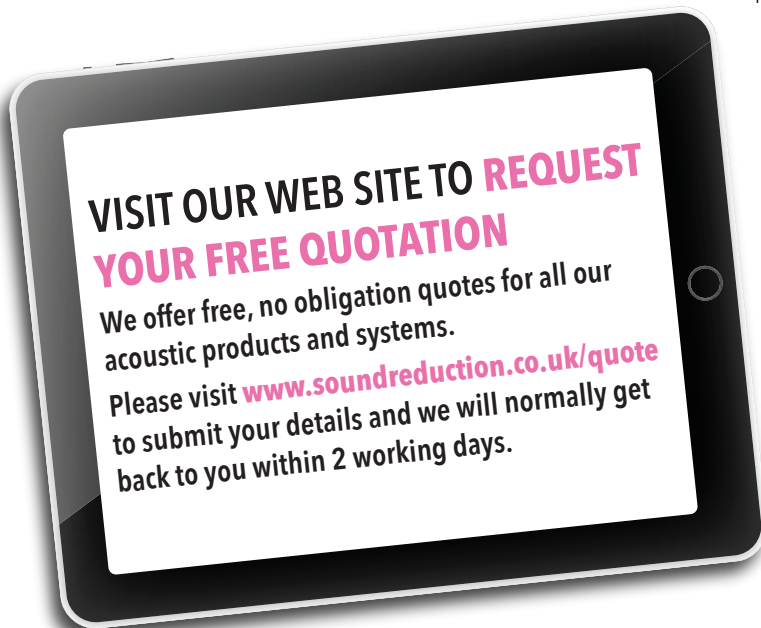


MAXIPANEL 28: A high-performance acoustic flooring board designed to meet the sound insulation performance requirements of Building Regulations Part E for separating floor constructions. Suitable for use in domestic, commercial, and industrial environments and can be laid under a wide range of floor finishes.

PATENTS & TRADEMARKS

'Maxiboard' is a registered trade name of Sound Reduction Systems Ltd. Maxiboard is a patented product: Maxiboard Patent No: GB2375358.

If you are unsure of which product or system you require, please contact our industry leading technical department on **01204 380074** or email info@soundreduction.co.uk for free, friendly advice.



Sound Reduction Systems Ltd
 Adam Street,
 Bolton, BL3 2AP

T: +44 (0)1204 380074
E: info@soundreduction.co.uk
 F: +44 (0)1204 380957
www.soundreduction.co.uk

Site conditions and installation standards vary. SRS cannot take responsibility for the performance of any installed system of which SRS products are only a part, or that have been installed incorrectly. Prior to installation, it is necessary to identify and eliminate possible flanking paths that may compromise the acoustic performance of any SRS product.

